

# MORMON BREAKOUT

LDS Themed Escape Room



## Construction Manual



Jan 2017

Copyright 2016 Boxed & Locked - Do not use for commercial purposes without permission

## Table of Contents

• Missionary email letter _____	3	• Match puzzle _____	18
• Scripture reference in envelope_	4	• Can of food _____	19
• Book of Mormon _____	5	• Ramen noodles _____	20
• Suit coat on chair _____	6	• Necklace _____	21
• 4 prophets on the wall _____	7	• Keychain _____	22
• 3 bookmarks _____	8	• Journal _____	23
• Canvas bag _____	9	• Locking clipboard / container ____	24
• Locking dictionary / Vaultz box ____	10	• Orange code sheet _____	25-26
• 16 glass stones _____	11	• Suitcase & alpha lock _____	27
• Book of Mormon template _____	12	• Rubix cube & cards _____	28
• Wood treasure chest _____	13	• Items in suitcase _____	29
• 21 coins _____	14	• 16 flags _____	30-31
• 4 wood tiles _____	15	• Title of Liberty _____	32-34
• 72 hr. Kit _____	16	• Doorknob cover _____	35
• Match box with matches _____	17	• Extras _____	36

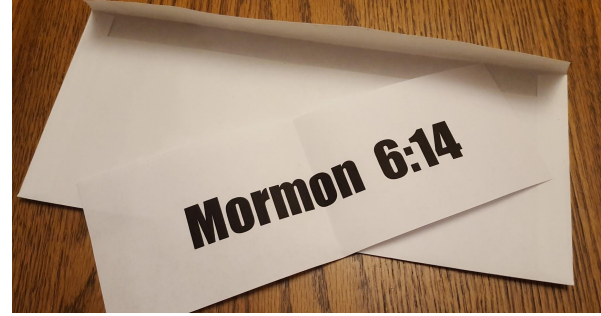
### 3) Missionary Email Letter

- Created in MS Publisher
- Key message is the players to “look up” and notice the envelope with the scripture reference enclosed
- Print out for use in room
- Place on table to start




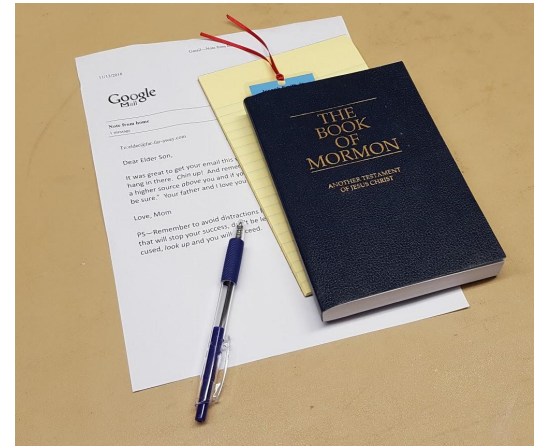
## 4) Scripture reference in envelope

- Print one of the following scriptures - depending on the alpha lock combo
  - Ether 1:35 - for “JARED”
  - Mosiah 12:28 - for “MOSES”
  - Mormon 6:14 - for “10,000”
- Place in unsealed envelope
- Place in room above the table - such as in a light or taped to the ceiling
- Needs to be within reach of players (with a chair)



## 5) Book of Mormon on table

- Mark the following scriptures
  - Ether 1:35 - underline all JARED
  - Mosiah 12:28 - underline MOSES
  - Mormon 6:14 - underline all 10,000
- Only one of the scriptures will be used in the game - depending on which alpha code is selected for the suitcase lock. The alpha lock has limited discs to use and spell words (ref pg 27)
- There are many printings of the Book of Mormon. Be sure to keep the same edition with the room box (and matches the template).
- Place Book of Mormon (with prophet bookmark), email letter, note pad & pen on the table in the middle of the room.
- Place flag #1 in Book of Mormon folded up



## 6) Suit coat on chair

- Obtain a suit coat jacket
- Place on chair up to table
- Place tie over top of suit coat (optional)
- Place necklace in suit coat pocket
- Place key chain in pocket
- Place flag #2 in pocket - fold in front pocket
- 9 wood tile in a zip loc bag - it is too small to be thrown in alone and may get lost

